

9 Pages
Digitally Compatible
Printable
Ink-Friendly

Policies

Policies

Policies

Policies
My Plan

Policies
My Plan

Policies
My Plan

DIRECT INSTRUCTION	
When will students first need to know his policy? When and how will you introduce & explain it?	
PARTNER WORK	
When will	

When will students first need to know his policy? When and how will you introduce & explain it?	
OTHER:	
When will students first need to know his policy? When and how will you introduce & explain it?	

Learning Environment Plan


CLASSROOM POLICIES




Welcome
Back To
School



Dear Educator Friends,



Whether you are new to teaching or a seasoned veteran, the start of a new school year always comes with a bit of jitters. One of the best ways to deal with new year nerves is to be well-prepared. This Learning Environment Plan is the foundation of my classroom. It is a living document that gets tweaked throughout the year. I hope this guide works as wonderfully for you as it has for me.



Yours in teaching & learning,
Tasha



How to Use this Resource

Digitally

You can import this as a PDF and start using it like you would any other PDF inside GoodNotes. There are currently no interactive bookmarks set up in it but you can add stickers to it, write in it, draw on it, etc. It also works in Notability, Paper 53, Procreate, Microsoft OneNote and other similar programs that allow you to import PDFs.

Printed


For Duplex Printers: Print this as a 2-sided document. You will need a printer that has the ability to duplex print, meaning that it can automatically print on each side in sequential order. This means page one [the cover] will be on the front and page 2 [this page you're reading right now] will be on the back.

For Single-Side Only Printers: Print only odd-numbered pages: 1, 3, 5, 7, etc.


Refeed these originals into your printer blank page cartridge holder with the pages usually facing down and upside down but check your printer to be sure as it varies. And then print the even-numbered pages: 2, 4, 6, 8.



Policies



Direct Instruction




Partner Work



Group Work



Independent Work



- Lab Work
- Early Finishers
- Homework
- Absences



Any other policies
you may need in your
particular context

Policies

Examples



- Listen without talking (so we/our classmates can hear without any distractions)
- If a student has a question, they should raise their hand and wait without talking for the teacher to call on them
- Listen when other students are asking or answering questions



- Use 12-inch voices, which means no one should be able to hear them if they're further than 12 inches away




- Only discuss the problem or activity they are working on



- Raise hands if they are stuck
- Stay in their designated work areas
- If they finish early, students can choose to a) engage in a challenge activity; b) become a mentor who helps other pairs; or c) read silently


- Talk with their teacher during the classes opening routine (do now) activity to see what work they missed



- Pick up any assignments that need to be completed
- Turn in any assigned homework the day after they return
- Ask your teacher or a classmate for help during a break, lunch, or before/after school if you need it

Policies My Plan

DIRECT INSTRUCTION	
When will students first need to know this policy? When and how will you introduce & explain it?	
PARTNER WORK	
When will students first need to know this policy? When and how will you introduce & explain it?	
GROUP WORK	



Policies My Plan



When will students first need to know this policy?
When and how will you introduce & explain it?

--

INDEPENDENT WORK

--



When will students first need to know this policy?
When and how will you introduce & explain it?

--

LAB WORK

--




When will students first need to know this policy? When and how will you introduce & explain it?

--



Policies My Plan

EARLY FINISHERS	
When will students first need to know this policy? When and how will you introduce & explain it?	
HOMEWORK	
When will students first need to know this policy? When and how will you introduce & explain it?	
ABSENCES	



Policies My Plan



When will students first need to know this policy? When and how will you introduce & explain it?

--

OTHER:

When will students first need to know this policy? When and how will you introduce & explain it?

--

OTHER:

When will students first need to know this policy? When and how will you introduce & explain it?

--



Notes