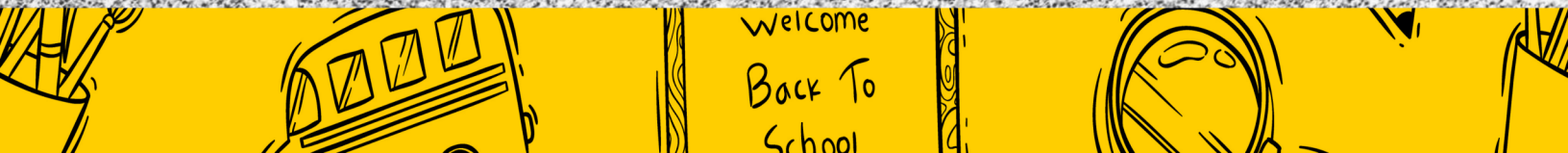


8 Pages  
Digitally Compatible  
Printable  
Ink-Friendly




# Learning Environment Plan

## POSITIVE RECOGNITION SYSTEMS






# Dear Educator Friends,



Whether you are new to teaching or a seasoned veteran, the start of a new school year always comes with a bit of jitters. One of the best ways to deal with new year nerves is to be well-prepared. This Learning Environment Plan is the foundation of my classroom. It is a living document that gets tweaked throughout the year. I hope this guide works as wonderfully for you as it has for me.



Yours in teaching & learning,  
Tasha



# How to Use this Resource

## Digitally

You can import this as a PDF and start using it like you would any other PDF inside GoodNotes. There are currently no interactive bookmarks set up in it but you can add stickers to it, write in it, draw on it, etc. It also works in Notability, Paper 53, Procreate, Microsoft OneNote and other similar programs that allow you to import PDFs.

## Printed


For Duplex Printers: Print this as a 2-sided document. You will need a printer that has the ability to duplex print, meaning that it can automatically print on each side in sequential order. This means page one [the cover] will be on the front and page 2 [this page you're reading right now] will be on the back.

For Single-Side Only Printers: Print only odd-numbered pages: 1, 3, 5, 7, etc.

Refeed these originals into your printer blank page cartridge holder with the pages usually facing down and upside down but check your printer to be sure as it varies. And then print the even-numbered pages: 2, 4, 6, 8.



# Positive Recognition Systems



In a positive recognition system, the teacher motivates/reinforces positive and productive classroom behavior and choices with incentives that are earned at the teacher's discretion.



The teacher **MUST** have a constant eye toward consistency, fairness, and justice when using these systems.



Never take away positive recognition students have already earned. This breaks trust. If students engage in unproductive, off-task behavior, redirection, not a loss of an already earned recognition/incentive.





# Positive Recognition Systems Examples

## Class-wide Privileges Recognition

- Name (& photo, if student chooses) up on a class-wide recognition board
- Assignment/test posted on an "excellent work" wall
- Phone call or note sent home to family (or other adult at the student's request)

- First to leave class
- Special seat
- Extra credit points
- Homework pass

- 5-10 minutes of PAT ("Preferred Activity Time")
- Teacher will "perform" something of the students' choice
- Food or snack (or some for of "party" for exceptional accomplishments or goals achieved as a classroom community)



Positive  
Recognition  
Systems

My Plan

**CRITERIA**

---

---

---


---

# Positive Recognition Systems My Plan

Recognition (Choose 3)

Privileges (Choose 2)

Class-wide (Choose 1)



# Positive Recognition Systems My Plan

Where & on what will you post these?

When & how will you introduce these?

What materials do you need to implement these?



Notes