

9 Pages
Digitally Compatible
Printable
Ink-Friendly

Rules

Rules
Examples

Values
My Plan

What are my 3-5 class values? (Be sure to include a definition under each value. This will help you understand what each value means to you.)

EX: Community. Community means we help each other and support each other.

Rules
My Plan











Learning Environment Plan

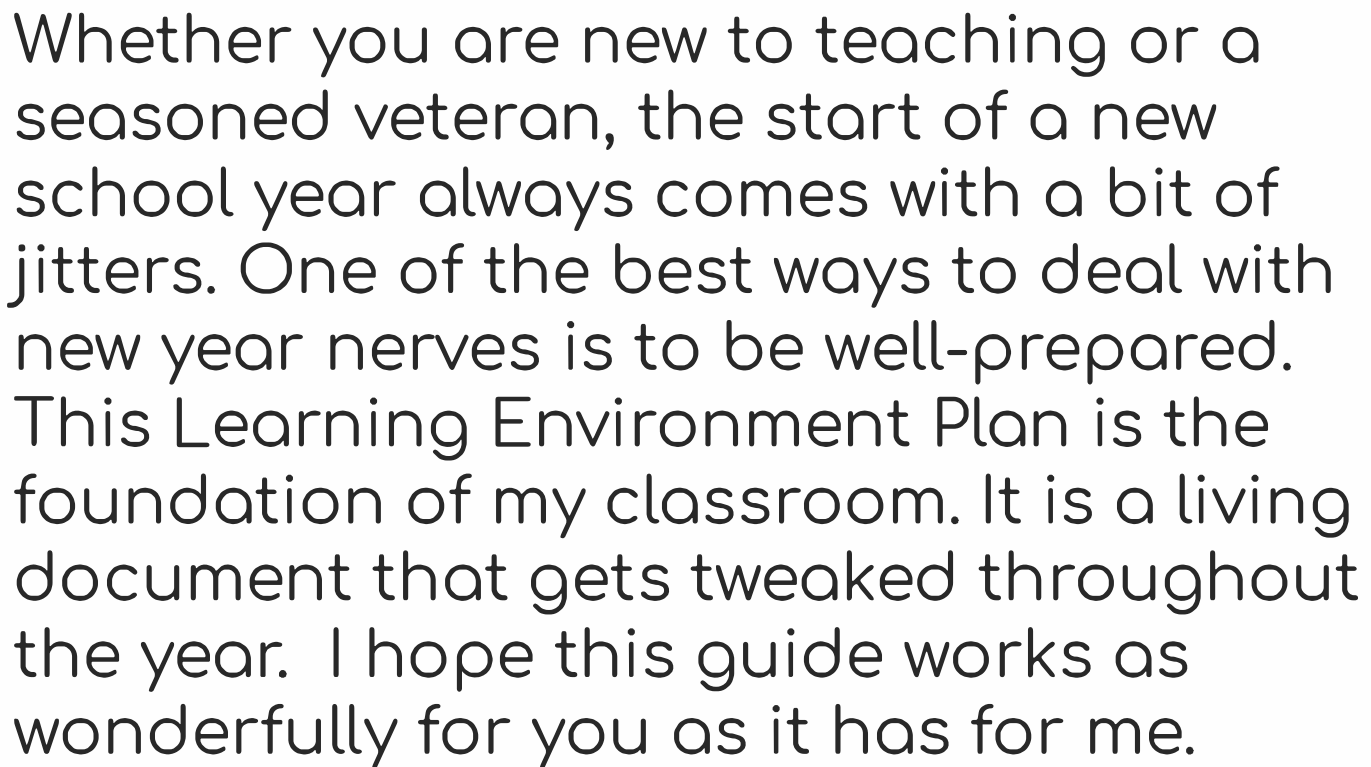
CLASSROOM VALUES & RULES



Welcome
Back To
School



Dear Educator Friends,



Whether you are new to teaching or a seasoned veteran, the start of a new school year always comes with a bit of jitters. One of the best ways to deal with new year nerves is to be well-prepared. This Learning Environment Plan is the foundation of my classroom. It is a living document that gets tweaked throughout the year. I hope this guide works as wonderfully for you as it has for me.



Yours in teaching & learning,
Tasha

How to Use this Resource

Digitally

You can import this as a PDF and start using it like you would any other PDF inside GoodNotes. There are currently no interactive bookmarks set up in it but you can add stickers to it, write in it, draw on it, etc. It also works in Notability, Paper 53, Procreate, Microsoft OneNote and other similar programs that allow you to import PDFs.

Printed

For Duplex Printers: Print this as a 2-sided document. You will need a printer that has the ability to duplex print, meaning that it can automatically print on each side in sequential order. This means page one [the cover] will be on the front and page 2 [this page you're reading right now] will be on the back.

For Single-Side Only Printers: Print only odd-numbered pages: 1, 3, 5, 7, etc.

Refeed these originals into your printer blank page cartridge holder with the pages usually facing down and upside down but check your printer to be sure as it varies. And then print the even-numbered pages: 2, 4, 6, 8.

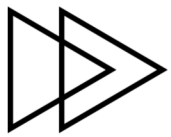


Values should...

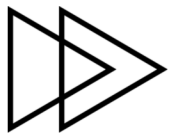
- ▶▶ Be concise and few in #
 - ▶▶ 3-5 maximum
- ▶▶ Be the guiding factor in rules, procedures, policies, positive recognition, etc.
- ▶▶ Be values that you are excited to cultivate with your students and that you believe will set them up for success now and in the future

Values


Examples




Respect



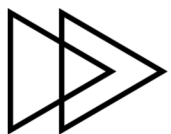
Community




Innovation




Responsibility



Diversity



Reciprocity

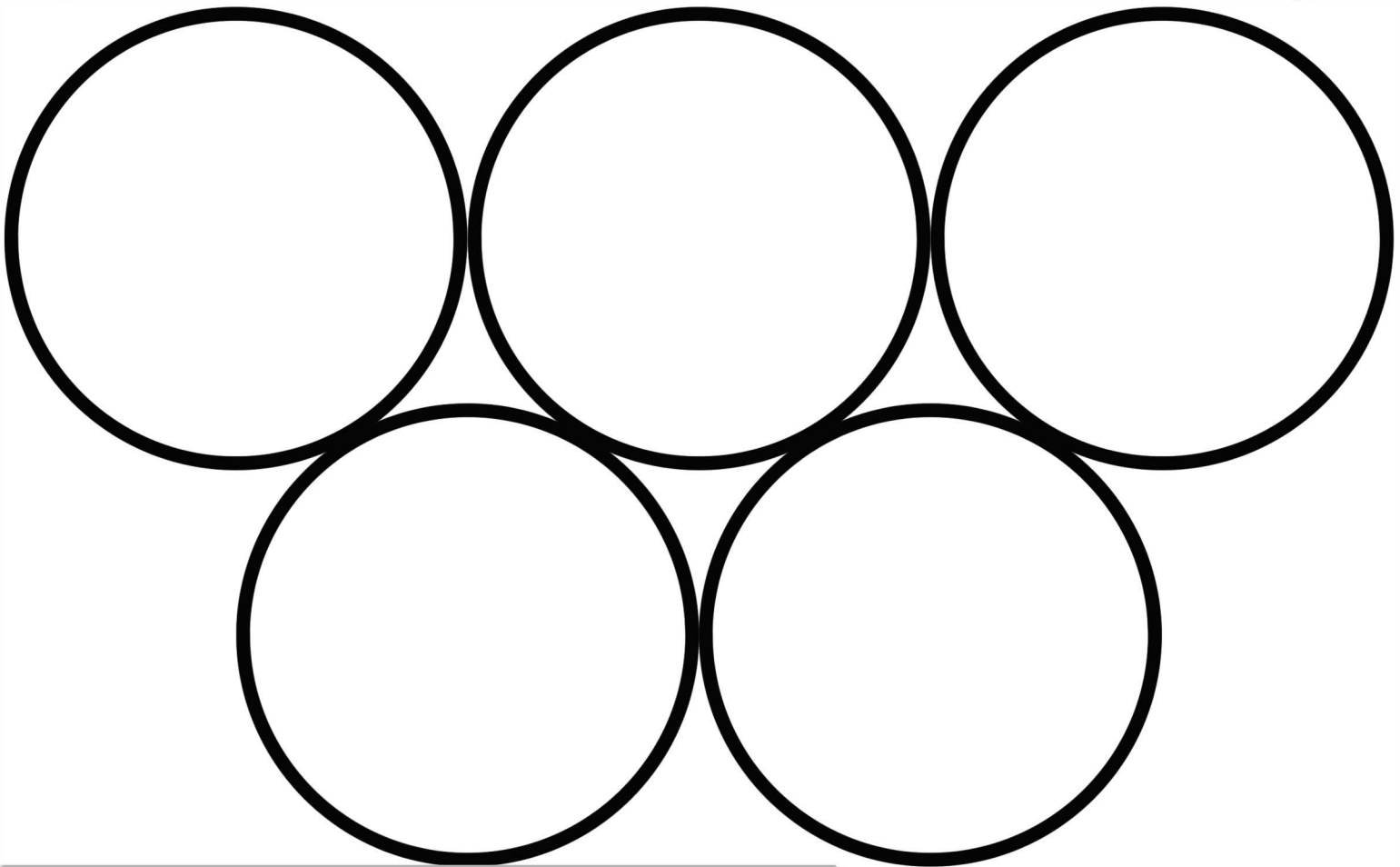


This is not an exhaustive list. There are many more possibilities. Think carefully before choosing your values because they will be the foundation upon which everything else in your learning environment plan is built.

Values My Plan

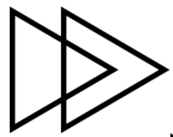
What are my 3-5 class values? (Be sure to provide a short definition under each value. Think: How will I explain what is meant by the values I choose?)

EX: Community. Community means that we work as one. We value each other and support one another in this class.


Five large, empty circles arranged in two rows: three in the top row and two in the bottom row. These circles are intended for students to write their chosen class values and provide short definitions for each.

Where & on what will you post these?


Rules should...




Be concise and few in #




3-5 maximum



Be objective & easy to observe




leave out vague and culturally-loaded terms like "respectful" or "responsible"



Be positively stated



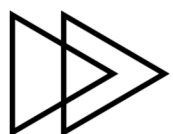
"maintain personal space" vs. "don't touch others"



Serve a clear purpose



ensure each rule enables & supports learning in safe and welcoming environment



Apply to all students in the classroom

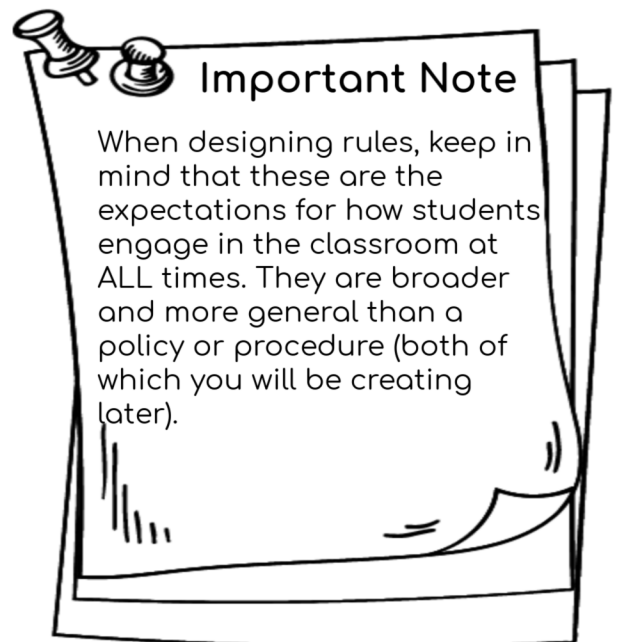


Rules

Examples



- ✓ Follow directions the first time they are given
- ✓ Use positive, supportive language
- ✓ Keep all distractions (including electronics) in your bag





Rules

My Plan











Where & on what will you post these?

When & how will you teach these?



Notes